



E-Core Wood & AluCo-Wood  
is an environmental friendly material  
which uses high-tech production technology,  
enhances with stability of products and emphasizes on continuous  
Environmental Protection.

# Focused on WPC

for



# years

## 專注塑木<sup>★</sup>20年

[www.woodeasy.com.tw](http://www.woodeasy.com.tw)





1. 本公司多項產品榮獲新型與發明專利，展現卓越研發實力與技術領先地位。
2. 本手冊所提供之設計參考圖，僅供參考使用，有任何設計、工法安裝需求歡迎與本公司業務人員聯繫。
3. 本系列產品為科技複合性材料，允許尺寸公差為2%。
4. 本系列產品因保留較高天然木成分，因此容許板材之間的自然紋理色差。
5. 本系列產品具防水(潮)、防焰、耐酸鹼、鹽霧之特性請安心選用。
6. 本文所述每m<sup>2</sup>所需之“數量”僅供參考，實際施作難免因工法不同、現地因素損料不同而產生差異，請務必自行確認。

#### 免責條款：

- (1)安裝於使用區域溫度應低於65度。
- (2)人為損壞現象，如刮痕、烘烤、塗汙...等。
- (3)自然災害，如冰雹、暴風、雷擊等。
- (4)因運輸過程，裝卸不當或現場存放高低不均造成損害
- (5)將室內用材料置於戶外環境曝曬，導致材料變異。
- (6)因安裝工法不當造成之損害。

- 1.Our company has been awarded utility model and invention patents for numerous products, demonstrating our **outstanding R&D capabilities and leading technological position.**
- 2.The design reference drawings provided in this manual are for **reference only**. For any specific design, construction method, or installation requirements, please contact our sales representatives.
- 3.This product series is made of **technological composite material**, and a dimensional tolerance of 2% is allowed.
- 4.Due to the preservation of a higher natural wood component, this product series permits **natural grain and color variations** between boards.
- 5.This product series features **waterproof (moisture-proof), flame-retardant, and acid/alkali/salt spray resistance** properties. Please feel confident in your selection.
- 6.The “quantity” required per square meter described in this document is for reference only. Actual usage may vary due to differences in construction methods, site conditions, or material wastage. Please verify independently.

#### Disclaimer:

- (1) Installation and usage should be in areas where the temperature is below 65°C.
- (2) Damage caused by human factors, such as scratches, scorching, staining, etc.
- (3) Damage caused by natural disasters, such as hail, storms, lightning strikes, etc.
- (4) Damage resulting from transportation, improper handling, or uneven storage at the site.
- (5) Material degradation resulting from placing materials designed for indoor use in an outdoor environment and exposing them to the elements.
- (6) Damage resulting from improper installation methods.

## 從零開始，專注塑木二十年

二十年前，我們踏入塑木專業領域，從第一片地板開始，一步一腳印，穩健前行。從單一產品到如今涵蓋遮陽格柵、室內外牆板、欄杆花架系統、涼亭廊道...等多元應用，我們始終堅持品質，專注每一個細節。我們相信，耐用與安心，不只是產品的標準，更是對每一位客戶的承諾。二十年的專注與堅持，讓無數家庭、建築與空間，擁有更長久的美麗與舒適。專注塑木二十年，我們持續讓塑木更值得被信任。

### From a Single Board to a Lasting Legacy —Twenty Years of Unwavering Dedication to Wood-Plastic Composites

Two decades ago, we began with nothing but a vision—and our very first WPC board. From that moment, we chose the slow, steady path: refining craftsmanship, elevating standards, and proving our reliability through every project completed and every detail perfected. What started as one product has grown into a complete architectural system: sun-shading grilles, indoor and outdoor wall panels, railing and pergola structures, pavilions, corridors, and more. Each innovation carries the same belief we began with—that quality isn't a feature, but a responsibility. To us, durability means longevity. Peace of mind means trust. And trust must be earned, day after day, year after year. For twenty years, our materials have shaped homes, enhanced architecture, and created spaces that stay beautiful far beyond the moment they're built. And today, our mission remains unchanged: To make wood-plastic composites a material worthy of confidence—and to keep earning that confidence for the next twenty years and beyond.

## 目錄

01-02 PGF 介紹

03-04 沂可木 介紹

05-10 沂可木-戶外地板平台 系列

11-16 沂可木-室內外格柵板 系列

17-22 沂可木-室內外牆板/飾板天花 系列

23-26 沂可木-室內卡扣天花 系列

27-28 鋁新木 介紹

29-30 鋁新木 型材介紹

31-36 鋁新木 格柵系列

37-38 鋁新木 欄杆系列

39-42 鋁新木 花架廊道系列

43-44 鋁新木 涼亭系列

45-46 鋁新木 座椅系列

47-48 綜合應用



10年  
有限保固

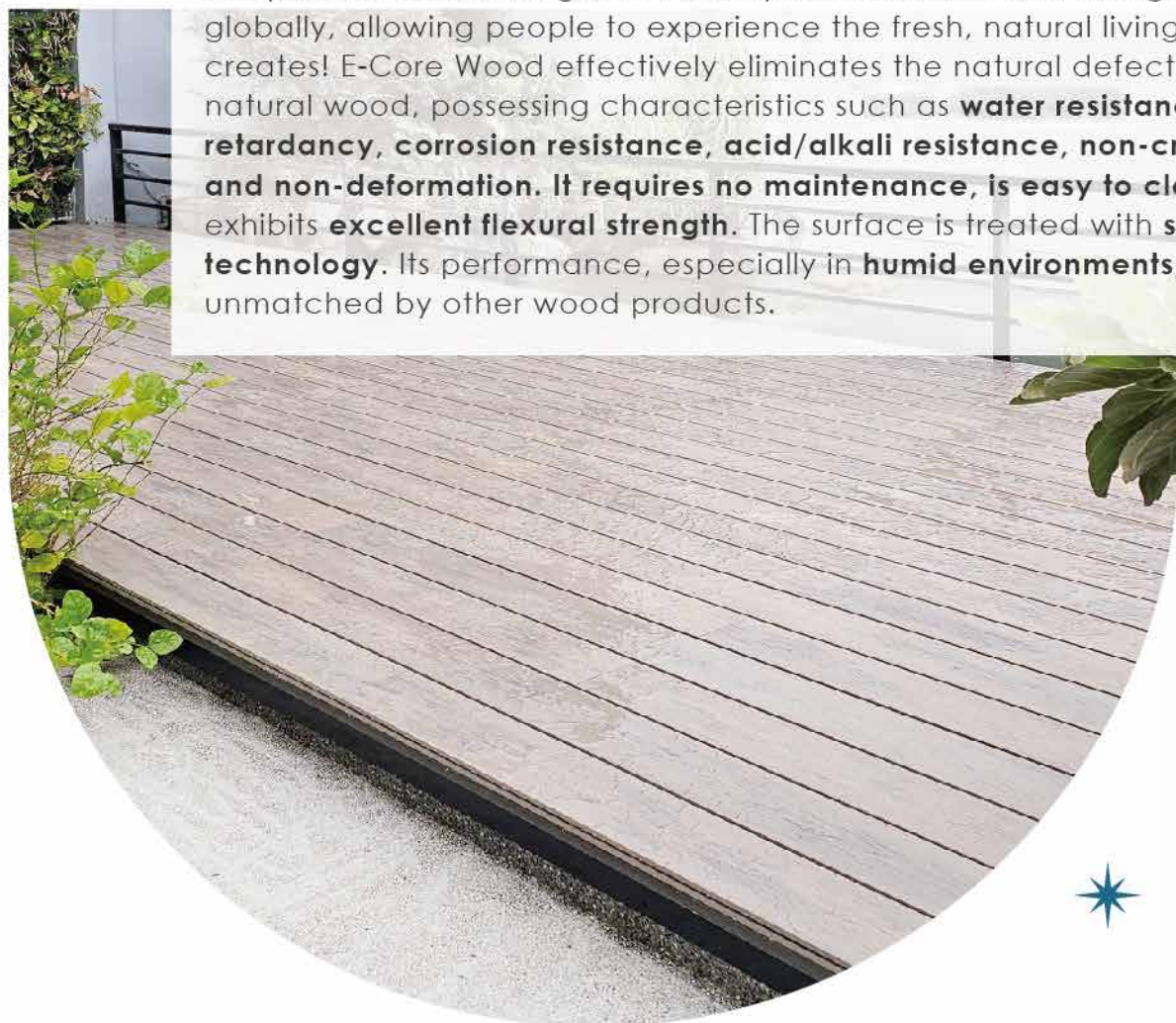
沂可木 E-Core Wood® 環保木材是利  
用高科技複合技術，將PVC 塑膠分子與木分子的完  
美結合，持續提升產品的多元性、穩定性，更堅持對環境的友  
善態度(生產過程無廢氣、廢水排放、無噪音)。

本系列產品在全球已得到廣泛讚賞與肯定，讓人們體驗產品所創造清  
新自然的生活空間！它能有效去除純天然木材自然缺陷，並具有防水、防  
焰、耐腐蝕、抗酸鹼、不龜裂、不變形的特點，無需維護、保養且便於清洗，  
彎曲強度極佳，表面已做特殊技術處理。尤其是在潮濕環境的應用，更是其  
他木製產品所無法比擬的。

*Ten-Year Limited Warranty*

E-Core Wood utilizes **high-tech composite technology** to perfectly  
combine PVC plastic molecules with wood fibers. We continuously  
enhance the **versatility and stability** of our products while adhering firmly  
to an **environmentally friendly approach** (our production process involves  
zero exhaust gas, wastewater discharge, or noise).

This product series has gained widespread acclaim and recognition  
globally, allowing people to experience the fresh, natural living spaces it  
creates! E-Core Wood effectively eliminates the natural defects of pure  
natural wood, possessing characteristics such as **water resistance, flame  
retardancy, corrosion resistance, acid/alkali resistance, non-cracking,  
and non-deformation. It requires no maintenance, is easy to clean,** and  
exhibits **excellent flexural strength**. The surface is treated with **specialized  
technology**. Its performance, especially in **humid environments**, is  
unmatched by other wood products.



# E-Core Wood® 沂可木特點 *Features*



努力降低全球伐木量  
堅持做環保

Reducing Global Deforestation  
Committed to Environmental Protection



仿木再進階  
獨特的木質美感及觸感

Advanced Wood Simulation  
Unique Wood-Like Beauty and Texture



一體成型-不脫層  
(非二次覆膜產品)

One-Piece Construction  
No Peeling (Non-Laminated Product)



優越的耐候性  
不變質、不開裂、不脆化

Superior Weather Resistance  
No Degradation, Cracking, or Brittleness



防水、防腐、防白蟻

Waterproof, Anti-Corrosion,  
and Termite-Resistant



防焰-具防燃特性

Flame-Retardant  
Enhanced Fire Safety



可上漆維護  
(有別於其它塑木)

Paintable for Additional Finishing  
Unlike Typical WPC Materials



可釘、可刨、可鋸  
安裝簡易-降低施工成本

Nailable, Planeable, Sawable  
Easy Installation and Lower Construction Costs



多元的產品種類  
專業的設計元素

Diverse Product Range  
Professional Design Flexibility



# 一路前行\*創新\*堅持



PVC加強纖維-PGF

本公司為了解決PVC塑木產品的收縮與強度問題，特別研發 PVC專用加強纖維，利用玻璃纖維與PVC結合，使PVC分子通過纖維結合後構成交織網狀結構，可以有效解決收縮並增加強度，過去木塑的結構有如水泥加砂，其他種類塑膠材質為增加結構強度增加了填充物如碳酸鈣，會導致木塑變硬；質地變脆，不耐戶外紫外線而產生降解現象，故塑木在戶外會開裂變形。

PVC材質耐候性佳，並不會產生開裂的情況除非添加了過量的碳酸鈣，則會像一般室內常用(鈣塑)PVC裝飾牆板脆裂，使用PVC加強纖維後會改變PVC的強度及分子結構如同水泥加上鋼筋，運用更多元、耐候性能更優。

## 添加PGF共擠ASA

ASA是一種工程塑料，具有一系列令人印象深刻的特性，從抗紫外線和耐候性到抗衝擊性和高光澤度，更重要的是 ASA 與 PVC 有良好的相容性。共擠層不剝離使用更安心。

ASA具有以下幾點特性：

- ① 出色的耐候性      ② 良好的機械性能      ③ 色彩穩定性
- ④ 化學藥品耐受性      ⑤ 良好的材料相容性

我們根據以上幾點特性，將塑木共擠ASA耐候層，放大ASA特點的同時提升了塑木的優勢。



To address the inherent shrinkage and strength challenges associated with traditional PVC Wood-Plastic Composite (WPC) products, our company has specifically developed a PVC-dedicated reinforcing fiber.

This technology utilizes glass fiber to integrate with PVC molecules, allowing the PVC molecules to form an interwoven mesh structure after binding with the fiber. This effectively solves the shrinkage problem and significantly increases the structural strength. Previously, the structure of WPC resembled "cement combined with sand." Other plastic materials attempting to enhance structural strength added fillers such as calcium carbonate, which often led to the WPC becoming hard and brittle. This brittleness made the material susceptible to degradation when exposed to outdoor UV light, resulting in cracking and deformation in outdoor applications.

PVC material naturally offers excellent weather resistance and does not typically crack, unless an excessive amount of calcium carbonate is added, which can lead to brittle failure, similar to common indoor (calcium-plastic) PVC decorative wall panels. The use of our PVC reinforcing fiber transforms the PVC's strength and molecular structure—acting like rebar within concrete. This enhancement allows for more diverse applications and delivers superior weather resistance performance.

## Additive PGF Co-extrusion ASA

ASA (Acrylonitrile Styrene Acrylate) is an engineering plastic that boasts an impressive array of properties, ranging from UV resistance and weatherability to impact resistance and high gloss. Crucially, ASA exhibits excellent compatibility with PVC. The co-extruded layer will not peel off, ensuring greater peace of mind during use.

ASA offers the following key characteristics:

- 1. Excellent Weather Resistance      2. Good Mechanical Properties
- 3. Color Stability      4. Chemical Resistance
- 5. Good Material Compatibility

Based on these characteristics, we have co-extruded the ASA weather-resistant layer onto our WPC material. This process maximizes the advantages of ASA while simultaneously elevating the benefits of the wood-plastic composite.





# E-CoreWood 地板系列 Decking Series

戶外平台 Outdoor Decks  
陽台地板 Balcony Floors  
浴室地板 Bathroom Floors  
游泳池畔 Poolside Decks



High Quality

戶外專用塑木地板施工簡易，固定角材再以專用扣件將面板鎖固，面板端頭的拼接處(長度)皆須密拼，不需留收縮縫隙。更是品質穩定的一大證明！

**Outdoor WPC decking** is designed for **easy installation**. Simply secure the joists/battens, and then use the specialized fasteners to lock the deck boards in place. All butt joints (where board ends meet lengthwise) **must be tightly seamed (close-buffed)**, without the need to leave any gaps for shrinkage. This is a significant testament to the **stability of our product quality!**



## 戶外地板安裝

- 固定角材(塑木角材或金屬角材)，間距小於35~40cm。  
當安裝於潮濕的環境(例如：浴室／泳池周圍)請務必選用塑木角材，耐久使用。
- 端頭及長度對接處安裝時無須留縫，本材料不會因為脹大導致擠壓變形。
- 利用專用扣件固定。

## Outdoor Decking Installation

- **Secure the Joists (WPC or Metal):** The spacing between joists must be less than 35cm  
Note: When installing in a humid environment (e.g., surrounding a bathroom or swimming pool), it is crucial to use WPC joists for long-term durability.
- **No Gap Required at Joints:** When installing end-to-end and butt joints (lengthwise connections), there is no need to leave a gap for expansion. This material will not deform due to expansion and compression.
- **Secure with Specialized Fasteners:** Use the dedicated fasteners for fixing the boards.



## 實心木紋面板AS22 添加PGF 共擠ASA 實心

尺寸：14cm x 2.2cm  
長度：244cm  
每捆3支-每坪使用量約10支  
扣件螺釘約100組  
常備色：深柚色 / 黃柚色 / 深灰色 / 淺灰色 / 胡桃色



## 戶外地板GN2014

尺寸：14cm x 2.5cm  
長度：244cm  
每捆4支-每坪使用量約10支  
扣件螺釘約100組  
常備色：柚色 / 灰色 / 桃色  
白色(限定色)



實心

## 地板收邊蓋XTI-14

尺寸：6cm x 1.5cm  
長度：275cm  
常備色：深柚色 / 鐵木灰 / 桃木色



## 小L收邊條-KLV3325

尺寸：3.3cm x 2.5cm  
長度：300cm  
常備色：柚木黃 / 岩板灰 / 古桐棕  
雲朵白(限定色)



ASA

## 大L收邊條-KLA5335

尺寸：5.3cm x 3.5cm  
長度：300cm  
常備色：深柚色 / 黃柚色 / 深灰色 / 淺灰色 / 胡桃色



## 鋁新木 收邊條

**KSL509** 5cm x 5.9cm  
**KSI509** 5cm x 0.9cm  
長度：300cm  
常備色：柚色 / 灰色 / 桃色



ASA

## ASA收邊條 KS2501

尺寸：2.5cm x 0.1cm  
長度：100cm  
常備色：深柚色 / 黃柚色 / 深灰色 / 淡橡色 / 胡桃色



## 塑木角材 實心

**KS5040** 5cm x 4cm  
**KS5025** 5cm x 2.5cm  
**TW3015** 3cm x 1.5cm  
長度：244cm 每捆4支  
常備色：不挑色



專用扣件  
**C1-2528J**




不鏽鋼螺釘  
**D1-0002B**  
(適用於實木角材  
塑木角材)




自攻螺釘  
**D1-0004D**  
(適用於C型鋼  
鋁製角材)





✦ 獨特的木質美感與觸感



塑木角材架高案例  
架高高度5~100cm以塑木角材  
搭接皆可完成。

**WPC Joist Elevation Case Study**  
Elevation heights ranging from 5cm to 100cm can be successfully achieved using stacked WPC joists.



*Unique resembles to the appearance, aesthetics, color and texture of natural wood*





防水、防腐、防白蟻



防滑性 CNS8907(2016) 部分公會團體的公布數據上 止滑效果的安全值(C.S.R) 應大於0.55  
本公司所推出 塑木地板，經SGS實驗室報告數據顯示C.S.R(CNS8907)清掃及乾燥狀態：↑0.8，  
水加滑石粉狀態：↑0.7，本項測試結果提供消費者參考，買得安心、用得安心 最重要。



優良耐候性-不變質、不開裂、不脆化  
烈日下依舊出色



#### Slip Resistance

According to CNS 8907 (2016) and data published by various trade associations, the safety value for effective slip resistance, known as the **Coefficient of Safe Resistance (C.S.R.)**, should be greater than 0.55.

The WPC decking launched by our company has been tested by the SGS laboratory, and the results for C.S.R. (CNS 8907) show:

•Clean and Dry State: ↑0.8 •Water and Talcum Powder State: ↑0.7

These test results are provided for consumer reference, ensuring you can **purchase with confidence and use with peace of mind.**



# 格柵系列 Grille Series

格柵外牆 | Grille Exterior Wall  
 遮陽格柵 | Sunshade grille  
 圍牆 | Fence  
 戶外大門 | Outdoor Gate



追求提升外牆美化的視覺感受，享受光影變化間的效果，同時滿足開窗、通風、減低風壓與遮陽節能的效果，獨特的木質美感，延伸建築體每個角度的無限視覺！

中式古韻、日式禪意、北歐簡約、美式鄉村，木格柵都可以完美展現，室外應用木格柵更早已屢見不鮮了，但在材質相較於實木，您有更好的選擇 - 沂可木，摒除了實木會遇到的問題（開裂、變形、腐爛、白蟻等），但又保有實木的質感與觸感，也是金屬材質無法展現的。



## GWH120A 添加PGF 共擠ASA

尺寸：12cm x 2.5cm  
 長度：300cm  
 每箱5支  
 常備色：深柚色  
 黃柚色 / 淡橡色  
 深灰色 / 胡桃色

CM120封邊蓋



## GWH120

尺寸：12cm x 2.5cm  
 長度：300cm  
 每箱5支  
 常備色：深柚色 / 白色  
 淺灰色



## GWS120 實心

尺寸：12cm x 2.5cm  
 長度：300cm  
 每箱2支  
 常備色：深柚色  
 雙面：木紋面&細紋面



## GWH47A 添加PGF 共擠ASA

尺寸：4.7cm x 2.5cm  
 長度：300/360cm  
 每箱20支  
 常備色：深柚色

CM47封邊蓋



## YPI-01

尺寸：4.7cm x 2.5cm  
 長度：300/360cm  
 每箱15支  
 常備色：深柚色 / 桃木色



## QW12025

尺寸：12cm x 2.5cm  
 長度：300cm  
 每箱6支  
 常備色：深柚色 / 桃木色



## QBO-20

尺寸：6.5cm x 2.5cm  
 長度：300cm  
 每箱21支  
 限定色：風化灰



## QBO-17A

尺寸：10cm x 3.5cm  
 長度：300cm  
 每箱14支  
 限定色：風化灰



## 多功能板 GH227

尺寸：14cm x 2.2cm  
 長度：300cm  
 每樁4支-每坪使用量約10支  
 常備色：柚色 / 灰色 / 桃色  
 雙面：寬溝面&細紋面



## 直立式安裝固定點跨距

型號	尺寸cm	無貫穿角材
GWH-120	12x2.5	≤150
GWH-120A	12x2.5	≤150
QW-12025	12x2.5	≤150
QBO-17A	10x3.5	≤120
QBO-20	6.5x2.5	≤150
GWH47A	4.7x2.5	≤120
YPI-01	4.7x2.5	≤120



Seek to enhance the visual experience in beautification of exterior wall, at the same time, enjoy the effect of light and shadow contrast, allow for window opening, ventilation, sufficient level of sun lighting and shade, reducing the wind pressure and provides shade energy saving effect, with unique resemble to the beauty of nature wood and provide an extended unlimited vision of the building at every angle!

Whether in ancient Orient style, Japanese Zen concept, Nordic simplicity or American countryside, wooden grille can be displayed perfectly in any of the style and outdoor applications of wooden grille have long been common usage, but compared to solid wood, you have a better choice using E-Core Wood, which eliminates the problems encountered by solid wood (cracking, deformation, rotting, termites, etc.), and at the same time, retain the aesthetic and texture of nature wood which metal are not able to provide.




## 橫向立式安裝固定點跨距

型號	尺寸cm	無貫穿角材 (橫式)	無貫穿角材 (立式)
GWH-120	12x2.5	≤150	≤150
GWH-120A	12x2.5	≤150	≤150
QW-12025	12 x 2.5	≤150	≤150
QBO-17A	10 x 3.5	≤60	≤100
QBO-20	6.5 x 2.5	≤60	≤100
GWH47A	4.7 x 2.5	≤50	≤80
YPI-01	4.7 x 2.5	≤50	≤80

有貫穿角材時，依角材種類(鐵、鋁、防腐材..)可增加跨距！





*Outdoor Gate*



*Visual screening*





室內天花 Ceiling panel  
戶外牆板 Outdoor Wall panel  
屋簷板 Eaves panel

設計，原創的靈魂～每一個設計都是文化的承接建築的美，在於每個千變萬化巧思的結合。每一個細節都被重視且妥善運用。

台灣地處亞熱帶地區，四面環海長年高溫多雨是典型的海島型氣候，中空多腔式結構，降低熱傳導率減少能源傳散隔熱、保溫達到節能效果。加上室內環境容易潮濕，所以在選擇裝潢材料時便更加的重要，不僅要美感更要具有優良的耐候性，沂可木 產品具有優良耐候特性非常適合於台灣環境，室內游泳池、浴室、廁所、溫泉區或地下室等更是首選。

做為室內運用建材，產品本身通過防焰測試及具阻燃效果是必需的。



### 多彩木紋板 GQS105 實心

尺寸：10.5cm x 0.9cm  
(有效寬度9.2cm) 長度：275cm  
每箱10支-每坪使用量約13支  
常備色：柚木黃 / 淡木黃 / 古桐棕  
雲朵白 / 淺霧灰 / 岩板灰 / 湖水綠



### 室內外牆板 GQH170A 添加PGF 共擠ASA

尺寸：19.3cm x 1.5cm  
(有效寬度17cm) 長度：300cm  
每箱6支-每坪使用量約6.5支  
常備色：深柚色 / 淺灰色 / 胡桃色



### 小L收邊條 KLV3325

尺寸：3.3cm x 2.5cm  
長度：300cm  
常備色：柚木黃 / 淡木黃 / 古桐棕  
雲朵白 / 淺霧灰 / 岩板灰 / 湖水綠



### 長城板 QBI-05 室內限定

尺寸：16.1cm x 1cm  
(有效寬度15.1cm) 長度：275cm  
每箱12支每坪使用量約8支  
常備色：深柚色 / 楓木色 / 雪松白  
鐵木灰 / 黑胡桃 / 桃木色



### L收邊條 YFI-01

尺寸：4.5cm x 3.5cm  
長度：275/300cm  
常備色：深柚色 / 楓木色 / 雪松白  
鐵木灰 / 黑胡桃 / 桃木色



### 新寬長城板 QBI-14A 室內限定

尺寸：20.7cm x 1.6cm  
(有效寬度19.8cm) 長度：275cm  
每箱12支每坪使用量約6支  
常備色：深柚色 / 白橡色  
鐵木灰 / 黑胡桃



### MW187內外牆板 MW187

尺寸：18.7cm x 3.5cm  
(有效寬度18.5cm) 長度：300cm  
每箱6支/每坪使用量約6支  
限定色：淺胡桃色



### 內牆平面板 QBI-15 室內限定

尺寸：15cm x 0.9cm  
(有效寬度13.3cm) 長度：275cm  
每箱14支/每坪使用量約9支  
常備色：深柚色 / 白橡色 / 黑胡桃  
桃木色

QBI-15S2深柚色-細拉絲版



### 新寬#80內外牆板 QBI-30 室內限定

尺寸：10.2cm x 1.3cm  
(有效寬度9.5cm) 長度：275cm  
每箱24支/每坪使用量約13支  
限定色：桃木色






Design is the soul of originality  
Every design is a cultural undertaking which is the beauty of architecture, it lies in the combination of every ever-changing ingenuity. Every detail must be taken seriously and properly use. Taiwan is located in a subtropical area, surrounded by the sea and all year round having high temperature and with rain, which is a typical island climate, Hollow cavity profiles reduce the thermal conductivity which in turn greatly reduce the energy transmission losses, insulation and heat preservation enable energy saving. In addition, the indoor environment is prone to humidity, so it is important when choosing a suitable decoration materials, not only it must be beautiful but also excellent in weather resistance, E-Core Wood products have excellent weather resistance and are very suitable for the environment in Taiwan. Indoor swimming pools, bathrooms, toilets, hot spring areas or basements are highly preferred areas.

As a building material for indoor application, it is necessary for the product to pass the flame test and having flame retardant rate.




### 室內天花安裝說明

- 固定角材水平，間距為30~50cm (視安裝位置調整)。
- 角材與面板之間可以加入三分夾板，角材間距可以調整為60cm。
- 當安裝於潮濕的環境(例如：浴室／泳池周圍)請務必選用塑木角材。(KS5025/TW3015)





### Indoor Ceiling Installation Instructions:

1. Secure the support battens horizontally, with a spacing of 30-50 cm (adjust according to installation conditions).
2. A 9 mm plywood sheet (three-ply board) can be added between the battens and the panels, allowing the batten spacing to be adjusted to 60 cm.
3. When installing in humid environments (such as bathrooms or around swimming pools), be sure to use WPC support battens (models KS5025 / TW3015).



QBI05&QBI14A 搭配-增加層次感。






### 多彩木紋板 施工方法：

1. 固定角材(戶外建議使用塑木角材)，間距為 35-40 cm (視安裝位置調整)。
2. 安裝時注意水平，企口處以 U 字釘固定。
3. 使用小 L 型收邊條(型號：KLV3325)進行收邊，收邊時使用中性矽利康及 U 字釘固定。

### Installation Method:

1. Secure the support battens (WPC battens are recommended for outdoor use) with a spacing of 35-40 cm (adjust according to the installation location).
2. Ensure the panels are level during installation and fix them at the tongue-and-groove joints using U-shaped clips.
3. Finish the edges with small L-shaped trim (Model: KLV3325), securing it with neutral silicone sealant and U-shaped clips.





## 卡扣系列 Snap On Series

沂可木-卡扣系列 提昇空間美化的視覺新享受，  
層次分明、立體感強、外觀簡潔，舒緩封閉式的壓迫感，  
安裝可以搭配市面通用之支撐架，安裝便利！  
沂可木卡扣系列-具實木質感與美感，細緻紋理內斂卻  
不失時尚更多了一份人文意象。

T5090

E-Core Wood Snap On series enhance the visual enjoyment in space beautification, providing layering effects, strong three-dimensional effect, elegant simple appearance, soothing the feeling of enclosure effect, installation can be matched with the universal support frame available in the market making the installation is easy and convenient!

E-Core Wood Snap On series resemble the beauty of nature wood, the meticulous texture is natural and yet fashionable.

**T4020**室內  
限定

尺寸：4cm x 2cm

長度：360cm

每箱36支

常備色：深柚色 / 桃木色 / 白橡木色

**T4045**室內  
限定

尺寸：4cm x 4.5cm

長度：360cm

每箱18支

常備色：深柚色 / 桃木色 / 白橡木色

**T5090**室內  
限定

尺寸：5cm x 9cm

長度：360cm

每箱8支

常備色：深柚色 / 雪松白 / 白橡木色

**卡U支撐架**適用於**T4020&T4045**使用

長度：300cm

每捆10支

常備色：金屬原色

**暗架支撐架**適用於**T5090**使用

長度：300cm

每捆10支


常備色：金屬原色

## 卡扣系列使用參考數量

型號	面板使用支數	每m <sup>2</sup>	金屬骨架支數
T5090	見5cm+0.15cm	5.4支	上層間距150cm + 下層間距60cm~90cm
	見5cm+5.3cm	2.7支	
	見5cm+10.5cm	1.8支	
T4020& T4045	見4cm+1cm	5.6支	0.75~1.05支
	見4cm+6cm	2.8支	

本“數量”僅供參考，因工法及現地因素不同而產生差異。



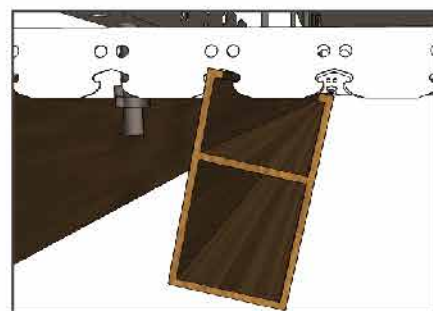


### 卡扣天花安裝說明:

- 利用雷射水平儀放樣, 固定螺桿吊筋位置, 注意跨距。
- 固定支撐架, 安裝上卡扣格柵條(視安裝位置調整)。
- 中間間隔、顏色與長度, 均可依喜好調整搭配使用, 使其空間有更具設計感。

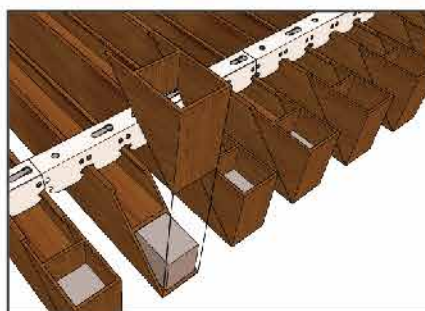
#### Installation Instructions:

- Use a laser level to mark the layout and fix the suspension rod positions, ensuring proper spacing.
- Secure the support frame, then install the clip-on grille panels (adjust according to the installation location).
- The spacing, color, and length of the panels can be freely adjusted and combined to create a more aesthetically designed space.



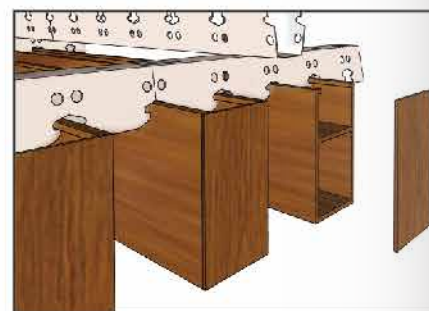
▲扣上或拆下時皆以單側先進或先退, 安裝更順暢。

▲ When locking or unlocking the panels, operate from one side first. Insert or remove from a single side for smoother installation.




▲收邊方式參考(一)  
自體材料45度角收邊。

▲ Edge-Finishing Method (1)  
45-degree mitered edge using the same material.




▲收邊方式參考(二)  
自體材料薄片收邊。

▲ Edge-Finishing Method (2)  
Edge finishing using a thin strip of the same material.



T4020&T4045 混合搭配增加層次感



*Layering effect*





# 鋁新木<sup>®</sup>

AluCo-Wood

鋁新木 AluCoWood<sup>®</sup> 鋁木複合系統型材

重新定義結構美學，打造高效能景觀建築解決方案

AluCoWood<sup>®</sup> 為原創研發之鋁木複合型材系統，採用創新雙材質結構設計，將鋁型材的高強度與塑木的自然質感完美融合，突破傳統塑木在結構應用上的侷限，提供兼具結構穩定性與視覺美感的全新建材選擇。

- 雙材質嵌合技術：鋁材與塑木透過精密擠出成型工藝緊密結合，形成一體成型的高效能複合材料，具備優異的耐候性與結構強度。
- 施工效率提升：鋁木複合型材可採用與塑木相同的施工工具與工法，無需跨工種協作，有效降低人力成本與施工時間。
- 安裝穩定性優化：嵌合式安裝設計不僅提升完成面質感，更解決傳統WPC在結構穩定性上的技術瓶頸，適用於高標準工程需求。
- 模組化原材料概念：本系統型材可視為鋁材或木材的替代原料，提供標準化尺寸規格，支援多元設計與加工應用。

廣泛被使用於景觀設施與建築構件，包括：

- 遮陽格柵與造型牆面
- 欄杆、花架、廊道及涼亭
- 戶外傢俱與空間構築

AluCoWood<sup>®</sup> 我們致力於提供兼具技術創新與美學價值的建材系統，讓設計師、工程師與業主在追求結構安全與視覺質感的同時，享有更高的施工效率與成本效益。



## AluCoWood<sup>®</sup> Aluminum-WPC Composite System

Redefining Structural Aesthetics for High-Performance Architectural Landscaping  
AluCoWood<sup>®</sup> is an original, independently developed aluminum-WPC composite profile system.

Through its innovative dual-material structural design, it seamlessly integrates the high strength of aluminum with the natural texture of wood-plastic composites. This breakthrough overcomes the limitations of traditional WPC in structural applications, providing a new generation of building materials that deliver both exceptional stability and refined visual appeal.

### ■ Dual-Material Interlocking Technology:

Aluminum and WPC are tightly integrated through a precise extrusion molding process, forming a monolithic, high-performance composite material that offers superior weather resistance and structural strength.

### ■ Enhanced Construction Efficiency:

The aluminum-WPC composite profile can be installed using the same tools and methods as standard WPC, eliminating the need for multi-trade collaboration and effectively reducing labor costs and construction time.

■ Optimized Installation Stability: The interlocking installation design not only improves the finished surface aesthetics but also resolves the technical bottleneck of structural stability found in traditional WPC, making it suitable for high-standard engineering requirements.

■ Modular Raw Material Concept: The profiles within this system can be treated as alternative materials for either aluminum or wood. They are provided in standardized dimensions, supporting diverse design and processing applications.

Widely used in landscape facilities and architectural components, including:

- Sun shading fence panel and Feature Walls
- Railings, Pergolas, Walkways, and Gazebos
- Outdoor Furniture and Spatial Structures



**AluCoWood<sup>®</sup> We commit to providing building material systems that offer both technological innovation and aesthetic value. We enable designers, engineers, and owners to achieve structural safety and visual quality while simultaneously benefiting from superior construction efficiency and cost-effectiveness.**



強悍之力，優雅之形  
Strength with Elegance

**SQ174 大方柱**  
17.4 cm x 17.4 cm

**S80188 方樑**  
8 cm x 18.8 cm

**KSA120 小方柱**  
12 cm x 12 cm

**S215 六角柱**  
19.7 cm x 21.5 cm



**KM64**  
尺寸：6cm x 4cm  
長度：300 / 360cm  
常備色：深柚色 / 淺灰色 / 胡桃色

**CM64 封邊蓋**

**KS(H)68**

尺寸：6cm x 8cm  
長度：300 / 360 cm  
常備色：深柚色 / 淺灰色 / 胡桃色



添加PGF 共擠ASA

**KM103**  
尺寸：10cm x 3cm  
長度：300 / 360 cm  
常備色：深柚色 / 深灰色 / 胡桃色

**CM103 封邊蓋**

**KM106**

尺寸：10cm x 6cm  
長度：300 / 360 cm  
常備色：深柚色 / 深灰色 / 胡桃色



**COH106 封邊蓋**

添加PGF 共擠ASA

**KM410**  
尺寸：4cm x 10cm  
長度：300 / 360 cm  
常備色：深柚色

**CM410 封邊蓋**

**KU410**

尺寸：4cm x 10cm  
長度：300 / 360 cm  
常備色：深柚色

**KH420**  
尺寸：4cm x 20cm  
長度：300 / 360 cm  
常備色：深柚色

**KM815**

尺寸：8cm x 1.5cm  
長度：300cm  
常備色：深柚色

添加PGF 共擠ASA



專業五金配件 請洽業務人員！  
Specialize hardware accessories For information,  
please contact our sales staff!



# AluCo Wood 格柵系列 Grille Series

天花 Ceiling  
外牆遮陽 Facades shade  
百頁 Blinds  
遮陽門窗 Louvers door and window



室內安裝時  
採用節點方式

For Indoor  
installation, use small  
segment point  
installation



室外安裝時  
採用貫穿方式

For Outdoor  
installation, use full  
length installation



室外安裝時，固定點跨距較大時，採用貫穿加強型安裝  
(利用鋁方通...等龍骨加強於中心位置；克服跨距的限制)。

Outdoor installation, if the span for the fixing  
points are large, adopt reinforcement  
throughout the full length installation  
(Using aluminum rectangular tube... keel etc, strengthening in the  
structure; to overcome the large span)

## 貫穿型安裝－室外牆面格柵

Outdoor type throughout the installation - outdoor metope grille

型號 Model	尺寸(寬x厚) Dimensions (Width x Thickness)	鋁基座固定距離/cm Aluminium fixed base distance / cm		
		牆面 橫向安裝 Horizontal Install	牆面 直向安裝 Vertical Install	天花安裝 Ceiling Install
KM64	60*40mm	100Cm	150Cm	150Cm
KM410	40*100mm	100Cm	150Cm	150Cm
KM103	100*30mm	150Cm	150Cm	150Cm
KH68	60*80mm	150Cm	150Cm以上	****
KS68	60*80mm	150Cm以上	150Cm以上	****
KM106	100*60mm	150Cm以上	150Cm以上	****
KH420	200*40mm	150Cm	150Cm	****
KM815	80*15mm	100Cm	100Cm	****

以上數據僅供參考，請依現地條件調整！

## 鋁新木-格柵天花系列 施工優點

1. 安裝完成隱藏五金配件，提升視覺美化效果。
2. 格柵間距，龍骨間距自由設計，皆能滿足現場需求。
3. 維修便利性，單獨拆換。  
(因採用單支安裝方式，局部損壞時，修繕拆裝非常容易)。
4. 封邊蓋安裝便利。



## AluCo Wood CONSTRUCTION ADVANTAGES

1. The installation conceals the hardware accessories; thus beautifying and enhancing the visual effect of the installation.
2. As the spacing between the grids could be easily and freely modify, such installation methods are favorable when on site minor re-adjustment are required.
3. Ease of maintenance and allow individual section replacement.  
(By using individual section installation, when there are localized damages, the repair and replacement works will be convenient and easy)
4. Convenient to seal the end side.





#### 格柵安裝示意及注意事項：

1. 將角材安裝於牆面上(注意水平)，距離依型材規格而異。  
\*角材種類可為鋁材、實木、塑木、C型鋼....考量現場條件。  
\*牆面如果平整度夠，又可以打釘安裝時可以不需要安裝角材，直接將鋁基座固定於牆面即可。
2. 將鋁基座依格柵設計間距固定於與角材接觸點。
3. 將塑木格柵利用橡膠錘輕敲，以達到與鋁基座密合。
4. 視現場需求進行最後封邊。封邊方式有二種：  
a. 直接利用塑膠邊蓋進行封邊。 b. 利用原材質裁切45度角對接。
5. 完成。

#### Grille installation procedures and precautionary information :



1. Install the angle section on the wall (take note of alignment), the span varies according to the profile specifications.  
\*Types of angle section could be aluminum, wood, wood composite, C steel channel ... depending on site requirement. \*If the wall surface is relatively flat and could be nailed, the aluminum base could be directly fitted to the wall.
2. Align the full length aluminum base across the angle section and fixed at intersection points.
3. Using a mallet, tapped the fixture of the aluminum base and fitted it to the angle section.
4. Based on the site requirement, there are two ways in which the end side could be sealed :  
a. Directly use plastic side cover to seal the end side.  
b. Using the wood composite and cut 45 degree joining to seal the end side.
5. Complete.



追求提升外牆美化的視覺感受，享受光影變化間的效果，  
同時滿足開窗、通風、減低風壓與遮陽節能的效果！







We enhance the visual appeal of exterior walls and allow you to enjoy the dynamic effects created by light and shadow variations, while simultaneously meeting the functional requirements of openings, ventilation, wind pressure reduction, and solar shading for energy efficiency!





## 欄杆系列 Railing Series



鋁新木欄杆-組裝容易，樣式組合多元，其五金配件完美隱藏，外為WPC獨有的木質美感與觸感，內為鋁合金結構強度，安全堅固又美觀。

樣式可依現地需求設計規劃！



AluCo Wood Railing - easy assembly, stylish with multiple combination application, hardware accessories perfectly conceal, outer make with high quality WPC with exterior appearance resembles the unique beauty, texture and aesthetic of natural wood, core aluminum alloy with structural strength, safe, stable and beautiful.

*Style Can Be Customized Accordance To Needs And Designs Of Existing Planning*






## 花架系列 Pergola Series

鋁新木花架以塑木搭配鋁合金結構組成，結合了鋁合金的輕量化與高強度韌性，兼具耐用與穩固，不受鏽蝕、斷裂等金屬常見問題影響。整體設計以簡約線條為主軸，展現多重質感。原木色的溫潤色調自然融入環境，搭配側邊裝飾修邊，營造出俐落而沈穩的美感，創造出兼具實用與美學的全新戶外空間。

樣式可依現地需求設計規劃！





A perfect blend of form and function, crafted for modern living.



Pergola Series





# Pergola Series

AluCo Wood Pergola combines WPC (wood-plastic composite) with an aluminum alloy structure, merging the light weight and high strength of aluminum with the durability and stability of WPC. It resists common metal issues such as rust and fracture, ensuring long-lasting performance.

The overall design emphasizes clean, minimalist lines to showcase a rich texture. The warm, natural wood tone blends seamlessly into the environment, while the side trim details create a sleek and composed aesthetic—resulting in an outdoor space that perfectly balances practicality and refined beauty.

*Style can be designed and planned according to local needs!*



*Rhythmic layering*



# 涼亭系列 Gazebo Series

廊架系列 | Pergola Series



AluCo Wood Kiosk, Gazebo, Pavilion, Walkway Shelter Series of profiles available, unlimited combinations and assemblies possibilities. Perfectly display the beauty, texture and aesthetic of natural wood and extend the beauty of architectural surrounding.

鋁新木涼亭廊架系列 可選用型材多元，搭配組裝創意無限。  
完美展現實木質感並延伸建築空間之美。





## 座椅系列 Seating Series

套裝單品 | Sets  
訂制品 | Customized

鋁新木 戶外庭園桌椅-有著實木質感更具有防腐、防焰、防水、抗白蟻、不變形、不開裂等特性，品質穩定，使用年限長，減少資源浪費。

樣式可依現地需求設計規劃！



**UN03-150**

尺寸:150 x 44 x 60 cm  
椅面高度40cm



**NT02-150**

尺寸:150 x 44 x 60 cm  
椅面高度46cm



**BT06-150**

尺寸:150 x 64 x 92 cm  
椅面高度42cm 扶手高度60cm



**V42-120**

尺寸:120 x 42 x 45 cm  
椅面高度45cm



AluCo Wood Outdoor Garden Chairs – Resemble the beauty, texture and aesthetic of natural wood; have characteristics like corrosion resistance, flame retardant, water resistance, termite resistance, do not deform or crack and etc. Stable quality, long service life and reduce wastage of resources.





綜合應用  
Comprehensive Application



貓屋



Outdoor Storage Cabinets

戶外收納櫃



Elevated Vegetable Bins

架高蔬菜箱



Stair Treads

樓梯踏板



Cat House

六角植栽槽

Hexagon Raised Garden bed



Guide Signs

導覽牌



Directional Signs

指示牌



Food Carts

快餐車





戶外地板 | 戶外牆板 | 格柵飾條  
牆板天花 | 卡扣格柵 | 欄杆圍籬  
花架廊道 | 造型涼亭 | 戶外座椅

Outdoor Decking | Outdoor Wall Panels | Grille Trim  
Wall & Ceiling Panels | Clip-on Grille | Railings & Fences  
Garden Pergola Corridor | Decorative Pavilion | Outdoor Seating

杉澤國際有限公司  
WOODEASY International Co.,LTD

42841台中市大雅區中山八路97巷2號  
No.2, Ln. 97, Zhongshan 8th Rd., Daya Dist.,  
Taichung City 428, Taiwan (R.O.C.)

TEL:+886-4-2567-7397  
FAX:+886-4-2560-0174  
MAIL:alucowood@gmail.com



杉澤官網



FB粉絲團



@bca0735e